

VISTA















Table of contents

	SECTION	PAGE
1	NEW PRODUCTS	01-04
2	BOXES AND COVERS METAL BOXES METAL BOX COVERS	05-19
3	BOX CONNECTORS & ACCESSORIES METAL BOX CONNECTORS NONMETALLIC BOX CONNECTORS VAPOUR BARRIERS CLIPS & WALL BRACKETS	20-22
4	WIRING ACCESSORIES STAPLES AND FASTENERS WIRE CONNECTORS CABLE TIES TAPE	23-26
5	WIRING DEVICES RESIDENTIAL SWITCHES & OUTLETS COMMERCIAL & INDUSTRIAL OUTLETS TIMERS, DIMMERS & LIGHT CONTROLS GFCI & TAMPER RESISTANT GFCI OUTLETS LAMP HOLDERS & SOCKETS	27-34
6	WALL PLATES FLEX LEXAN WALL PLATES STAINLESS STEEL WALL PLATES	35-40
7	WEATHERPROOF BOXES, COVERS & KITS DIE-CAST METAL NONMETALLIC	41-43
8	FIXTURES WEATHERPROOF, VAPOURPROOF & ACCESSORIES WALL PACKS QUARTZ HALOGEN FLUORESCENT	44-48
9	PLUGS & CONNECTORS	49-50
10	EXTENSION CORDS & POWER BARS - CORD & CORDLESS WORK LIGHTS	51-57
11	TELEPHONE & VIDEO ACCESSORIES - CHIME KIT	58-60
12	LIGHT BULBS, HALOGEN & CFL'S	61-64

New Products

 <p># 40571 - 15M (49.2 FT.) # 40574 - 30M (98.4 FT.)</p>	<p>EXTRA HEAVY DUTY FLUORESCENT HIGH VISIBILITY 15M 12/3 SJTW SINGLE OUTLET CORD</p> <p>Rated 15A - 125V. Lighted single outlet indicates that the power is on. Stripped fluorescent Blue & Yellow jacket provides high visibility and easy identification. Resistant to all weather condition.</p> 
 <p># 40570 - 15M (49.2 FT.) # 40573 - 30M (98.4 FT.)</p>	<p>EXTRA HEAVY DUTY FLUORESCENT HIGH VISIBILITY 15M 12/3 SJTW SINGLE OUTLET CORD</p> <p>Rated 15A - 125V. Lighted single outlet indicates that the power is on. Stripped fluorescent Green & Yellow jacket provides high visibility and easy identification. Resistant to all weather condition.</p> 
 <p># 40572 - 15M (49.2 FT.) # 40575 - 30M (98.4 FT.)</p>	<p>EXTRA HEAVY DUTY FLUORESCENT HIGH VISIBILITY 15M 12/3 SJTW SINGLE OUTLET CORD</p> <p>Rated 15A - 125V. Lighted single outlet indicates that the power is on. Stripped fluorescent Pink & Yellow jacket provides high visibility and easy identification. Resistant to all weather condition.</p> 
 <p># 40615 - 15M (49.2 FT.) # 40630 - 30M (98.4 FT.)</p>	<p>INDUSTRIAL GRADE OUTDOOR HEAVY DUTY CORD 10/3 SJTW wire - Neon Green with light.</p> <p>Rated 15A / 125V / 1875W. Triple outlet with power indicator light. All connectors are molded on, weather-resistant and will not pull apart from the cord. Flexible to -40°C.</p> 
 <p># 40565</p>	<p>25M HEAVY DUTY POWER CORD REEL 12/3 SJTOW wire - Yellow.</p> <p>4 built-in 15A grounded outlets with circuit breaker protection. Lighted circuit breaker reset switch. Steel reinforced reel and stand for exceptional strength and durability. Steel carrying handle with comfort grip. Super flexible to -55°C.</p> 

New Products



40561

**PORTABLE GFCI POWER CENTRE
1.2m grounded outdoor 12/3 SJTW Cord.**

4 x 15A GFCI outlets with reset & test button.
Self-closing cover.
Impact resistant thermoplastic housing.
Convenient carry handle.



40028

**4 FT. 12 OUTLET POWER BAR WITH 6 FT. CORD
14/3 SJTOW (1.8M) cord.**

Built-in 15A circuit breaker.
Mounting hardware included.
For indoor use only.



40037

WORKSHOP 6 SURGE-PROTECTED OUTLETS

Heavy duty industrial-grade metal housing.
840 Joule of protection - EMI / RFI FILTER.
Lighted combination On/Off master switch with 15A circuit breaker and reset button.
Surge protection indicator light.
Extra long 4.5M (15') cord.



40341

CORDLESS LED SWIVEL LIGHT

Swivelling and pivoting LED light panel from 0° to 300° and pivot up to 90°.
Insulated rubber anti-shock jacket.
Magnetic base that attaches to metal surface for hands-free operation.
Convenient hanging hook enables 300° rotation.
3 x AA batteries included.









80037

SHOP LIGHT & 650W HEATER WITH 6FT. CORD




3 functions: Light only, Heat only, Light & Heat.
Four 23W spiral fluorescent (CFL) bulbs included.
650W infra-red heating element with protective guard.
Separate pull chain switch to control light and heat.
6 ft. grounded cord & hanging hardware included.
Fully assembled - easy to install.
For indoor use only.










New Products

NEW BOXES		CATALOGUE #	REF. #	STD. PACK
	<p>3" DEEP DEVICE BOX WITH CLAMPS 3" High X 2" Wide 15.0 CU. IN. Flush mounted ears. Clamps for nonmetallic cables.</p>	20251	1004-L	50
	<p>2 1/2" DEEP "BUBBLE" BOX WITH CLAMPS 3" High X 2" Wide 16 CU. IN. External nailing loops. Position depth Tabs. Depth indicator for 2 layers of drywall. Clamps for nonmetallic cables.</p>	20204	3104-LH	30
	<p>2 1/2" DEEP GANGABLE STUD BOX WITH AC90 CLAMPS 3" High X 2" Wide 16.0 CU. IN. Wraparound bracket for 2 1/2" and 3 5/8" steel stud. Brackets recessed for 2 layers of 1/2" drywall. Clamps for armoured cables.</p>	20189	3104-LSSA1X-1	24
	<p>4" SQUARE STEEL STUD BOX WITH KNOCKOUT & BRACKET 2 1/8" Deep, 30.0 CU. IN. Wraparound bracket for 2 1/2" and 3 5/8" steel stud. Support bracket for steel studs. Brackets recessed for 2 layers of 1/2" drywall. 11 x 1/2" knockouts (4 on bottom, 7 on sides). 5 x 3/4" knockouts (2 bottom, 3 on sides).</p>	20194	52171-KSSX-1	24
	<p>1/2" DEEP EXTENSION RING 5 CU. IN. 4" diameter.</p>	20166	OBEX	50
	<p>4" SQUARE EXTENSION RING WITH KNOCKOUTS 2 1/8" Deep, 30 CU. IN. Mounts on concrete rings. 10 x 1/2" knockouts (on sides). 6 x 3/4" knockouts (on sides).</p>	20249	53171-ER	40

New Products

NEW BOXES COVERS		CATALOGUE #	REF. #	STD. PACK
 <p>4" SINGLE DECORATOR/GFCI BOX COVER PLATE Raised 3/8".</p> <p style="text-align: right;">SR</p>		20107	8376	25/100
 <p>2 3/8" DECORATOR/GFCI UTILITY BOX COVER</p> <p style="text-align: right;">SR</p>		20129	11C10	10/100
NEW BOXES ACCESSORIES				
 <p>347 HIGH VOLTAGE PARTITION PLATE For use when ganging 1204 series boxes.</p> <p style="text-align: right;">SR</p>		20259	HVP	25/100

Metal Boxes

GANGABLE BOXES		CATALOGUE #	REF. #	STD. PACK
	<p>3" DEEP DEVICE BOX WITH CLAMPS 3" High X 2" Wide 15.0 CU. IN. Flush mounted ears. Clamps for nonmetallic cables.</p> <p style="text-align: right;">(SR)</p>	20251	1004-L	50
	<p>3" DEEP DEVICE BOX WITH CLAMPS 3" High X 2" Wide 15.0 CU. IN. External nailing loops. Position depth Tabs. Clamps for nonmetallic cables.</p> <p style="text-align: right;">(SR)</p>	20159	1004-LH	50
	<p>1 1/2" DEEP SHALLOW DEVICE BOX 3" High X 2" Wide 8.0 CU. IN. Cable clamps & ears. Clamps for nonmetallic cables.</p> <p style="text-align: right;">(SR)</p>	20153	1100-L	50
	<p>1 1/2" DEEP DEVICE BOX WITH CLAMPS LESS EARS 3" High X 2" Wide 8.0 CU. IN. Without ears. Clamps for nonmetallic cables.</p> <p style="text-align: right;">(SR)</p>	20145	1100-LLE	50
	<p>2" DEEP DEVICE BOX WITH KNOCKOUTS 3" High X 2" Wide 10.0 CU. IN. 2 x 1/2" Knockouts on ends. Recessed mounting ears.</p> <p style="text-align: right;">(SR)</p>	20139	1102	30
	<p>2" DEEP DEVICE BOX 3" High X 2" Wide 10.0 CU. IN. Flush mounted ears. Clamps for nonmetallic cables.</p> <p style="text-align: right;">(SR)</p>	20140	1102-L	30
	<p>2" DEEP DEVICE BOX WITH CLAMPS 3" High X 2" Wide 10.0 CU. IN. Nailing loops & Clamps. Extended sides for external nailing. Clamps for nonmetallic cables.</p> <p style="text-align: right;">(SR)</p>	20141	1102-LH	30

Metal Boxes

GANGABLE BOXES		CATALOGUE #	REF. #	STD. PACK
	<p>2 1/2" DEEP DEVICE BOX WITH KNOCKOUT 3" High X 2" Wide 12.5 CU. IN. 4 x 1/2" knockouts (2 on bottom, 2 on ends).</p> <p style="text-align: right;">SP</p>	20142	1104	30
	<p>2 1/2" DEEP DEVICE BOX WITH KNOCKOUTS 3" High X 2" Wide 12.5 CU. IN. 4 x 1/2" knockouts (2 on bottom, 2 on ends). 2 X 3/4" knockouts (on ends).</p> <p style="text-align: right;">SP</p>	20137	1104-K	30
	<p>2 1/2" DEEP DEVICE BOX WITH PLASTER EARS 3" High X 2" Wide 12.5 CU. IN. Flush mounted ears. Clamps for nonmetallic cables.</p> <p style="text-align: right;">SP</p>	20151	1104-L	50
	<p>2 1/2" DEEP DEVICE BOX WITH PLASTER EARS 3" High X 2" Wide 12.5 CU. IN. Clamps for armoured cables.</p> <p style="text-align: right;">SP</p>	20144	1104-LA	50
	<p>2 1/2" DEEP DEVICE BOX WITH CLAMPS 3" High X 2" Wide 12.5 CU. IN. External nailing loops. Position depth Tabs. Clamps for nonmetallic cables.</p> <p style="text-align: right;">SP</p>	20150	1104-LH	50
	<p>2 1/2" DEEP DEVICE BOX WITH CLAMPS 3" High X 2" Wide 12.5 CU. IN. External nailing loops. Position depth Tabs. Armoured Cable Clamps. Clamps for armoured cables.</p> <p style="text-align: right;">SP</p>	20149	1104-LHA	50
	<p>2 1/2" DEEP DEVICE REWORK BOX WITH PLASTER EARS & CLAMPS 3" High X 2" Wide 12.5 CU. IN. Flush mounted ears. Plaster brackets on each side. Clamps for nonmetallic cables.</p> <p style="text-align: right;">SP</p>	20136	1104-LRW	30

Metal Boxes


GANGABLE BOXES		CATALOGUE #	REF. #	STD. PACK
	<p>2 1/2" DEEP "BUBBLE" BOX WITH CLAMPS 3" High X 2" Wide 16 CU. IN. External nailing loops. Position depth Tabs. Depth indicator for 2 layers of drywall. Clamps for nonmetallic cables.</p> <p style="text-align: right;">(SR)</p>	20204	3104-LH	30
	<p>2 1/2" DEEP "BUBBLE" BOX WITH CLAMPS 3" High X 2" Wide 16.0 CU. IN. External nailing loops. Clamps for armoured cables.</p> <p style="text-align: right;">(SR)</p>	20184	3104-LHA	30
NON-GANGABLE BOXES				
	<p>2 1/2" DEEP 1 GANG DEVICE BOX WITH CLAMPS 3" High x 2 1/4" Wide 15.0 CU. IN. Nailing loops & clamps. Holding prongs and prepositioned depth tabs. Single screw mounting. Clamps for nonmetallic cables.</p> <p style="text-align: right;">(SR)</p>	20147	1504-LLE	40
	<p>2 1/2" DEEP 1 GANG DEVICE BOX WITH CLAMPS 3" High x 2" Wide 12.5 CU. IN. Nailing loops & clamps. Holding prongs and prepositioned depth tabs. Single screw mounting. Clamps for nonmetallic cables.</p> <p style="text-align: right;">(SR)</p>	20152	2104-LLE	50
	<p>2 1/2" DEEP 2 GANG DEVICE BOX 3" High x 3 3/4" Wide 25.0 CU. IN. Nailing loops & clamps. Holding prongs and prepositioned depth tabs. Single screw mounting. Clamps for nonmetallic cables.</p> <p style="text-align: right;">(SR)</p>	20155	2104-LLE2	10
	<p>2 1/2" DEEP 3 GANG DEVICE BOX 3" High x 5 1/2" Wide 37.5 CU. IN. Nailing loops & clamps. Holding prongs and prepositioned depth tabs. Clamps for nonmetallic cables.</p> <p style="text-align: right;">(SR)</p>	20156	2104-LLE3	10
	<p>2 1/2" DEEP 4 GANG DEVICE BOX 3" High x 7 3/8" Wide 50.0 CU. IN. Nailing loops & clamps. Holding prongs and prepositioned depth tabs. Clamps for nonmetallic and armoured cables.</p> <p style="text-align: right;">(SR)</p>	20157	2104-LLE4	10

Metal Boxes


NON-GANGABLE BOXES		CATALOGUE #	REF. #	STD. PACK
	<p>"JUMBO" 2 1/2" SINGLE GANG BOX WITH CLAMPS 3 3/4" High x 2 1/2" Wide 18.5 CU.IN. Nailing loops & clamps. Holding prongs and prepositioned depth tabs. Clamps for nonmetallic cables.</p> 	20146	2121-LLE	50
	<p>2 1/4" DEEP SINGLE GANG "REWORK" BOX WITH CABLE CLAMPS 3" High X 2" Wide 11.0 CU. IN. Used for rework installation into existing walls where box cannot be mounted to stud. Pivoting ends for rework installation. Up to 1 1/8" wall thickness. Clamps for nonmetallic cables.</p> 	20148	777-LRB	30
	<p>1" DEEP BOX EXTENSION 3" High X 2" Wide. 7/8" Maximum mounting depth. Includes longer mounting screws.</p> 	20250	SBEX	25
NON-GANGABLE UTILITY BOXES				
	<p>1 7/8" DEEP NON-GANGABLE UTILITY BOX WITH KNOCKOUTS 4" High X 2 3/8" Wide 16.5 CU. IN. 10 x 1/2" knockouts (2 on bottom, 2 on ends, 3 on each side).</p> 	20154	1110	30
	<p>1 7/8" DEEP NON-GANGABLE UTILITY BOX EXTENSION WITH KNOCKOUTS 4" High X 2 3/8" Wide 16.5 CU. IN. 8 x 1/2" knockouts (2 on ends, 3 on each side).</p> 	20241	1110-R	30
	<p>1 1/2" DEEP NON-GANGABLE UTILITY BOX 4" High X 2 1/4" Wide 13.0 CU. IN. 8 x 1/2" knockouts (2 on ends, 3 on each side). 4 corner mounting ears.</p> 	20138	1141	50


Metal Boxes


NON-GANGABLE UTILITY BOXES


	CATALOGUE #	REF. #	STD. PACK
 <p>1 7/8" DEEP NON-GANGABLE UTILITY BOX WITH KNOCKOUTS 4" High X 2 1/8" Wide 14.0 CU. IN. 4 x 1/2" knockouts (2 on bottom, 2 on ends). 6 x 1/2" knockouts (3 on each side).</p> <p style="text-align: right;">SR</p>	20158	2020	50


STEEL STUD BOXES

 <p>2 1/2" DEEP NON-GANGABLE STEEL STUD BOX WITH WRAPAROUND BRACKET 3" High x 2" Wide 12.5 CU.IN. Wraparound bracket for 2 1/2" and 3 5/8" steel stud. Mounting strap for steel stud installations and additional support bracket. Clamps for armoured cables.</p> <p style="text-align: right;">SR</p>	20190	2104-LSSAX	24
---	-------	------------	----






 <p>2 1/2" DEEP NON-GANGABLE 2 GANG STEEL STUD BOX WITH WRAPAROUND BRACKET 3" High x 2" Wide 25.0 CU.IN. Wraparound bracket for 2 1/2" and 3 5/8" steel stud. Mounting strap for steel stud installations and additional support bracket. Clamps for armoured cables.</p> <p style="text-align: right;">SR</p>	20191	2104-LSSA-2X	24
---	-------	--------------	----

 <p>2" DEEP GANGABLE STEEL STUD "BUBBLE" BOX WITH KNOCKOUTS 3" High X 2" Wide 12.0 CU. IN. Wraparound bracket for 1 5/8" steel stud. Support bracket for steel studs. 2 x 1/2" knockouts (on ends).</p> <p style="text-align: right;">SR</p>	20188	3102-SSX	24
---	-------	----------	----

 <p>2" DEEP GANGABLE STEEL STUD "BUBBLE" BOX WITH CLAMPS 3" High X 2" Wide 12.0 CU. IN. Wraparound bracket for 1 5/8" steel stud. Support bracket for steel studs. External nailing loops. Clamps for armoured cables.</p> <p style="text-align: right;">SR</p>	20187	3102-LSSAX	24
---	-------	------------	----

 <p>2 1/2" DEEP GANGABLE STEEL STUD "BUBBLE" BOX WITH KNOCKOUTS 3" High X 2" Wide 16.0 CU. IN. Wraparound bracket for 2 1/2" and 3 5/8" steel stud. 4 x 1/2" knockouts (2 on bottom, 2 on ends). 2 X 3/4" knockouts (on ends).</p> <p style="text-align: right;">SR</p>	20186	3104-KSSX	24
--	-------	-----------	----








Metal Boxes

STEEL STUD BOXES		CATALOGUE #	REF. #	STD. PACK
	<p>2 1/2" DEEP GANGABLE STEEL STUD "BUBBLE" BOX AND CLAMPS 3" High X 2" Wide 16.0 CU. IN. Wraparound bracket for 2 1/2" and 3 5/8" steel stud. External nailing loops. Clamps for armoured cables.</p>	20185	3104-LSSAX	24
	<p>2 1/2" DEEP GANGABLE STUD BOX WITH CLAMPS 3" High X 2" Wide 16.0 CU. IN. Wraparound bracket for 2 1/2" and 3 5/8" steel stud. Brackets recessed for 2 layers of 1/2" drywall. Clamps for armoured cables.</p>	20189	3104-LSSA1X-1	24
	<p>4" SQUARE STEEL STUD JUNCTION BOX WITH KNOCKOUTS 1 1/2" Deep, 21.0 CU. IN. Wraparound bracket for 2 1/2" and 3 5/8" steel stud. Support bracket for steel studs. 11 x 1/2" knockouts (4 on bottom, 7 on sides). 5 x 3/4" knockouts (2 bottom, 3 on sides).</p>	20195	52151-KSSX	24
	<p>4" SQUARE STEEL STUD JUNCTION BOX WITH KNOCKOUTS 2 1/8" Deep, 30.0 CU. IN. Wraparound bracket for 2 1/2" and 3 5/8" steel stud. Support bracket for steel studs. 11 x 1/2" knockouts (4 on bottom, 7 on sides). 5 x 3/4" knockouts (2 bottom, 3 on sides).</p>	20196	52171-KSSX	24
	<p>4" SQUARE STEEL STUD BOX WITH KNOCKOUT & BRACKET 2 1/8" Deep, 30.0 CU. IN. Wraparound bracket for 2 1/2" and 3 5/8" steel stud. Support bracket for steel studs. Brackets recessed for 2 layers of 1/2" drywall. 11 x 1/2" knockouts (4 on bottom, 7 on sides). 5 x 3/4" knockouts (2 bottom, 3 on sides).</p>	20194	52171-KSSX-1	24
	<p>4" DIAMETER STEEL STUD OCTOGONAL BOX WITH KNOCKOUTS 1 1/2" Deep, 15.0 CU. IN. Wraparound bracket for 2 1/2" and 3 5/8" steel stud. Support bracket for steel studs. 6 x 1/2" knockouts (4 on bottom, 2 on sides). 4 x 3/4" knockouts (2 bottom, 2 on sides).</p>	20199	54151-KSSX	24

Metal Boxes

STEEL STUD BOXES		CATALOGUE #	REF. #	STD. PACK
	<p>4" DIAMETER STEEL STUD OCTOGONAL BOX WITH CLAMPS 1 1/2" Deep, 15.0 CU. IN. Wraparound bracket for 2 1/2" and 3 5/8" steel stud. Support bracket for steel studs. 1 x 1/2" knockouts (on bottom). Armoured Cable Clamps.</p>	20198	54151-LSSAX	25
	<p>4" DIAMETER STEEL STUD OCTOGONAL BOX WITH KNOCKOUT & BRACKET 2 1/8" Deep, 21 CU. IN. Wraparound bracket for 2 1/2" and 3 5/8" steel stud. Support bracket for steel studs. 2 x 1/2" knockouts (4 on bottom, 2 on sides). 4 x 3/4" knockouts (2 bottom, 2 on side).</p>	20200	54171-KSSX	24
	<p>4 1/16" SQUARE STEEL STUD JUNCTION BOX WITH KNOCKOUTS 2 1/8" Deep, 42.0 CU. IN. Wraparound brackets for 2 1/2" and 3 5/8" steel stud. 6 x 1/2" knockouts (4 on bottom, 2 on sides). 4 x 3/4" knockouts (2 on bottom, 2 on sides).</p>	20197	72171-KSSX	12
NON-GANGABLE MASONRY BOXES				
	<p>3 1/2" DEEP 1 GANG BOX WITH KNOCKOUTS 3 3/4" High X 2" Wide 21 CU. IN. 14 Concentric knockouts (2 on bottom, 4 on ends, 8 on sides). Note: 1 concentric knockout on end is 1/2", 3/4", 1".</p>	20231	MBD-1K	20
	<p>2 1/2" DEEP 1 GANG BOX WITH KNOCKOUTS 3 3/4" High X 2" Wide 21 CU. IN. 14 x 3/4" knockouts (2 on bottom, 4 on ends, 8 on sides).</p>	20221	MBS-1K	20
OCTAGONAL BOXES				
	<p>4" DIAMETER OCTAGONAL BOX WITH 1/2" & 3/4" KNOCKOUTS 1 1/2" Deep, 15.0 CU. IN. 8 x 1/2" knockouts (4 on bottom, 4 on sides). 4 x 3/4" knockouts (2 on bottom, 2 on sides).</p>	20163	54151-K	50

Metal Boxes

OCTAGONAL BOXES		CATALOGUE #	REF. #	STD. PACK
	<p>4" DIAMETER OCTAGONAL BOX WITH CLAMPS 1 1/2" Deep, 15.0 CU. IN. Position depth Tabs. 1 x 1/2" knockouts (on bottom). 2 x 1/2" knockouts (1 on each side). Nonmetallic cable clamps.</p>	20160	54151-L	50
	<p>4" DIAMETER OCTAGONAL BOX WITH CLAMPS 1 1/2" Deep, 15.0 CU. IN. Position depth Tabs. 1 x 1/2" knockouts (on bottom). 2 x 1/2" knockouts (1 on each side). Metallic cable clamps.</p>	20162	54151-LA	50
	<p>4" DIAMETER OCTAGONAL BOX WITH CLAMPS & BRACKET 1 1/2" Deep, 15.0 CU. IN. Side Bracket has Holding Prongs & Position depth Tabs. 1 x 1/2" knockouts (on bottom). 1 x 1/2" knockouts (on side). Nonmetallic cable clamps.</p>	20161	54151-LB	30
	<p>4" DIAMETER OCTAGONAL BOX WITH CLAMPS 2 1/8" Deep, 21.0 CU. IN. 1 x 1/2" knockouts (on bottom). 2 x 1/2" knockouts (1 on each side). Nonmetallic cable clamps.</p>	20174	54171-L	50
	<p>4" DIAMETER OCTAGONAL BOX WITH CLAMPS, KNOCKOUT & BRACKET 2 1/8" Deep, 21.0 CU. IN. Side Bracket has Holding Prongs & Position depth Tabs. 2 x 1/2" knockouts (1 on bottom, 1 on side). Nonmetallic cable clamps.</p>	20164	54171-LB	30
	<p>2 1/8" DEEP CEILING BOX, 1/2" & 3/4" KNOCKOUTS 2 1/8" Deep, 21.0 CU. IN. 8 x 1/2" knockouts (4 on bottom, 4 on sides). 4 x 3/4" knockouts (2 on bottom, 2 on sides).</p>	20175	54171-K	50
	<p>4" OCTAGONAL BOX EXTENSION WITH 1/2" & 3/4" KNOCK-OUTS 2 1/8" Deep, 15.0 CU. IN. 2 x 1/2" knockouts (on sides). 2 x 3/4" knockouts (on sides).</p>	20242	55151-K	50








Metal Boxes

OCTAGONAL BOXES		CATALOGUE #	REF. #	STD. PACK
	<p>1/2" DEEP SHALLOW "PANCAKE" BOX 4" diameter, 5.0 CU. IN. 4 x 1/2" knockouts (on bottom).</p> <p style="text-align: right;">SP</p>	20165	56111	50
	<p>1/2" DEEP EXTENSION RING 5.0 CU. IN. 4" diameter.</p> <p style="text-align: right;">SP</p>	20166	OBEX	50
SQUARE BOXES				
	<p>4" SQUARE SHALLOW JUNCTION BOX WITH KNOCKOUTS 1 1/2" Deep, 21.0 CU. IN. 14 x 1/2" knockouts (4 on bottom, 10 on sides). 8 x 3/4" knockouts (2 on bottom, 6 on sides).</p> <p style="text-align: right;">SP</p>	20173	52151-K	50
	<p>4" SQUARE JUNCTION BOX WITH KNOCKOUTS 2 1/2" Deep, 30.0 CU. IN. 14 x 1/2" knockouts (4 on bottom, 10 on sides). 8 x 3/4" knockouts (2 on bottom, 6 on sides).</p> <p style="text-align: right;">SP</p>	20172	52171-K	40
	<p>4" SQUARE EXTENSION RING WITH KNOCKOUTS 1 1/2" Deep, 21.0 CU. IN. 10 x 1/2" knockouts (on sides). 6 x 3/4" knockouts (on sides).</p> <p style="text-align: right;">SP</p>	20244	53151-K	50
	<p>4" SQUARE EXTENSION RING WITH KNOCKOUTS 2 1/8" Deep, 30 CU. IN. Mounts on concrete rings. 10 x 1/2" knockouts (on sides). 6 x 3/4" knockouts (on sides).</p> <p style="text-align: right;">SP</p>	20249	53171-ER	40








Metal Boxes

SQUARE BOXES		CATALOGUE #	REF. #	STD. PACK
	<p>4" SQUARE BOX EXTENSION WITH KNOCKOUTS 2 1/8" Deep, 30 CU. IN. 10 x 1/2" knockouts (on sides). 6 x 3/4" knockouts (on sides).</p>	20245	53171-K	40
	<p>4 11/16" SQUARE WIDE JUNCTION BOX WITH KNOCKOUTS 2 1/8" Deep, 42.0 CU. IN. 14 x 1/2" knockouts (4 on bottom, 10 on sides). 8 x 3/4" knockouts (2 on bottom, 6 on sides).</p>	20170	72171-K	30
	<p>4 11/16" DEEP SQUARE BOX EXTENSION RING WITH KNOCKOUTS 1 1/2" Deep, 30.0 CU. IN. 10 x 1/2" knockouts (on sides). 6 x 3/4" knockouts (on side).</p>	20246	73151-K	24
	<p>4 11/16" DEEP SQUARE BOX EXTENSION WITH KNOCKOUTS 2 1/8" Deep, 42 CU. IN. 10 x 1/2" knockouts (on sides). 6 x 3/4" knockouts (on sides).</p>	20247	73171-K	30
347V HIGH VOLTAGE BOXES				
	<p>1 7/8" DEEP UTILITY BOX WITH KNOCKOUTS - 347V 4" High X 2 3/8" Wide 16.5 CU. IN. 2 x 1/2" knockouts (on ends).</p>	20267	1110-HV	30
	<p>2 1/2" DEEP BOX WITH EARS & KNOCKOUTS, GANGABLE - 347V 3" High X 2 1/4" Wide 16 CU. IN. 2 x 1/2" knockouts (on ends). Recessed mounting Ears.</p>	20260	1204-1-HV	50

Metal Boxes

347V HIGH VOLTAGE BOXES		CATALOGUE #	REF. #	STD. PACK
	<p>2 1/2" DEEP 2 GANG WITH EARS & KNOCKOUTS, GANGABLE - 347V 3" High X 4 1/2" Wide 32 CU. IN. 4 x 1/2" knockouts (on ends). Recessed mounting ears.</p> <p style="text-align: right;">SP</p>	20262	1204-2-HV	10
	<p>2 1/2" DEEP BOX WITH EARS & GANGABLE - 347V 3" High X 2 1/4" Wide 16 CU. IN. Flush mounted ears. Clamps for armoured cables.</p> <p style="text-align: right;">SP</p>	20261	1204-LA-HV	50
	<p>2 1/2" DEEP BOX WITH CLAMPS, GANGABLE - 347V 3" High X 2 1/4" Wide 16 CU. IN. Wraparound bracket for 2 1/2" and 3 5/8" steel stud. Support bracket for steel studs. Clamps for armoured cables.</p> <p style="text-align: right;">SP</p>	20266	1204-LSSAX-HV	24
	<p>2 1/2" DEEP METAL STUD BOX, WITH KNOCKOUTS, GANGABLE - 347V 3" High X 2 1/4" Wide 16 CU. IN. Wraparound bracket for 2 1/2" and 3 5/8" steel stud. Support bracket for steel studs. 2 x 1/2" knockouts (on ends).</p> <p style="text-align: right;">SP</p>	20265	1204-SSX-HV	24
	<p>3 3/8" DEEP MASONRY BOX WITH KNOCKOUTS - 347V 4" High X 2 1/4" Wide 22.5 CU. IN. 4 x 1/2" knockouts (on ends).</p> <p style="text-align: right;">SP</p>	20275	MBD-1-HV	20
	<p>2 3/8" DEEP MASONRY BOX WITH KNOCKOUTS - 347V 4" High X 2 1/4" Wide 20.25 CU. IN. 2 x 1 1/2" knockouts (on ends).</p> <p style="text-align: right;">SP</p>	20270	MBS-1-HV	20
	<p>347V - PARTITION PLATE For use when ganging 1204 series boxes.</p> <p style="text-align: right;">SP</p>	20259	HVP	25/100








Metal Box Covers

UTILITY BOX COVERS		CATALOGUE #	REF. #	STD. PACK
	2 3/8" WIDE - SINGLE SWITCH	20126	11C5	10/100
	2 1/8" WIDE - SINGLE SWITCH	20123	20C5	10/50
	2 3/8" WIDE - DUPLEX OUTLET	20127	11C1	10/100
	2 1/8" WIDE - DUPLEX OUTLET	20124	20C1	10/50
	2 3/8" WIDE - BLANK	20128	11C4	10/100
	2 1/8" WIDE - BLANK	20125	20C4	10/50
	2 3/8" WIDE - SINGLE OUTLET 1 13/32" Diameter.	20122	11C3	10/100
	2 3/8" WIDE - DECORATOR/GFCI	20129	11C10	10/100
SQUARE BOX COVERS				
	4" SQUARE FLAT COVER - 1 DEVICE	20113	52C0	10/100
	4" SQUARE FLAT COVER - 2 DEVICE	20114	52C00	10/100






Metal Box Covers

SQUARE BOX COVERS		CATALOGUE #	REF. #	STD. PACK
	4" SQUARE - 1 DEVICE Raised 1/2".	20117	52C13	10/100
	4" SQUARE - 2 DEVICE Raised 1/2".	20118	52C17	25 /100
	4" SQUARE COVER - BLANK	20115	52C1	10 /100
	4" SQUARE COVER WITH 1/2" CENTER KNOCKOUT	20116	52C6	10 /200
	4 1/16" SQUARE COVER - BLANK	20119	72C1	10 /100
	4 1/16" SQUARE COVER WITH KNOCKOUT	20120	72C6	10 /100
	4" SQUARE COVER - SINGLE TOGGLE Raised 3/8".	20108	8361	25 /100

Metal Box Covers

SQUARE BOX COVERS		CATALOGUE #	REF. #	STD. PACK
	4" SQUARE COVER - DOUBLE TOGGLE Raised $\frac{3}{8}$ ".	20110	8367	25 /100
	4" SQUARE COVER - SINGLE DUPLEX OUTLET Raised $\frac{3}{8}$ ".	20109	8365	25 /100
	4" SQUARE COVER - DOUBLE DUPLEX OULET Raised $\frac{3}{8}$ ".	20111	8371	25 /100
	4" SQUARE COVER - DECORATOR/GFCI Raised $\frac{3}{8}$ ".	20107	8376	25 /100
ROUND BOX COVERS				
	4" ROUND COVER - BLANK	20103	54C1	25/100
	4" ROUND COVER $\frac{1}{2}$" CENTER KNOCKOUT	20102	54C6	25/100
	4" ROUND COVER - DUPLEX OULET	20104	54C65	10/100

Metal Box Covers

347V METAL BOX COVERS		CATALOGUE #	REF. #	STD. PACK
 <p>347V- 2 3/8" WIDE UTILITY BOX COVER - BLANK</p> 	20288	11C4-HV	10/100	
 <p>347V- 2 3/8" WIDE UTILITY BOX COVER - TOGGLE SWITCH</p> 	20286	11C5-HV	10/100	
 <p>347V- 2 3/8" WIDE UTILITY BOX COVER - DECORATOR</p> 	20285	11C10-HV	10/100	





Box Connectors & Accessories

METAL BOX CONNECTORS		CATALOGUE #	REF. #	STD. PACK
	1-SCREW 3/8" BOX CONNECTOR - FITS 1/2" KO For nonmetallic and armoured cable.	20310	L16	50/500
	1-SCREW 1/2" BOX CONNECTOR - FITS 1/2" KO For nonmetallic and armoured cable.	20311	L17	50/500
	2-SCREW 3/4" BOX CONNECTOR FITS 3/4" KO For nonmetallic cable only.	20315	CI-806	50/500
	3/8" DUPLEX BOX CONNECTOR - FITS 1/2" KO For nonmetallic and armoured cable.	20320	CI-2175	50/500
	3/8" 90° BOX CONNECTOR - FITS 1/2" KO For nonmetallic and armoured cable.	20322	CI-2210	50/500
	3/8" SNAP-IN BOX CONNECTOR - FITS 1/2" KO For nonmetallic cable only.	20325	CI-4040	50/500
	2-SCREW 3/4" BOX CONNECTOR - FITS 1/2" KO For nonmetallic cable only.	20313		50/500


Box Connectors & Accessories

NYLON BOX CONNECTORS		CATALOGUE #	REF. #	STD. PACK
 <p>3/8" NYLON SNAP-IN BOX CONNECTOR FITS 1/2" KO For nonmetallic cable only.</p> 	20326	4004	100/1000	
VAPOUR BARRIER BOXES				
 <p>VAPOUR BARRIER 1 GANG</p>	20180	VB1	10/100	
 <p>VAPOUR BARRIER 2 GANG</p>	20181	VB2	10/100	
 <p>VAPOUR BARRIER 3 GANG</p>	20182	VB3	10/100	
 <p>VAPOUR BARRIER 4 GANG</p>	20178	VB4	10/50	
 <p>VAPOUR BARRIER OCTAGON</p>	20183	VB-54	10/100	
 <p>VAPOUR BARRIER POT LIGHT Exceeds 90°C code requirement.</p>	20179	SA-58	1/100	

Box Connectors & Accessories

CLIPS & WALL BRACKETS		CATALOGUE #	REF. #	STD. PACK
	<p>F-CLIP SWITCH BOX SUPPORTS For dry wall application. Used to install device boxes with plaster ears in existing walls where box cannot be attached to stud.</p> <p style="text-align: right;">Ⓢ</p>	20130	820-D	50/800
	<p>LOW VOLTAGE REWORK WALL BRACKET "CUT-IN" installations - Single Gang. Eliminates the need for an electrical box when installing low voltage Class 2 wiring device.</p> <p style="text-align: right;">Ⓢ</p>	20134	MPLS	10/100
	<p>LOW VOLTAGE "NEW WORK" WALL BRACKET For new construction - Single Gang. Used to install low voltage, Class 2 communication outlets during rough-in construction without the use of an electrical box.</p> <p style="text-align: right;">Ⓢ</p>	20135	MP1S	10/100
	<p>CABLE PROTECTOR PLATE 1 1/2" X 3" Used to protect wires being run through studs when wire is within 1 1/4" from edge of the stud.</p> <p style="text-align: right;">Ⓢ</p>	20131	66	25/250




Wiring Accessories

STAPLES		CATALOGUE #	COLOUR	STD. PACK
	S1 SAFETY STAPLES For NMD90 14/2 to 12/2. 500/box.	20300	S1	1/10
	S1 SAFETY STAPLES For NMD90 14/2 to 12/2. 1500/pail.	20295	S1P	1/10
	NAILING STAPLE For NMD90 14/2 to 12/2. 500/box.	20304	1544	1/10
	NAILING CABLE STRAP For NMD90 14/2-12/2. 100/Jar.	20305	1544	1
	S2 SAFETY STAPLES For NMD90 14/2 to 10/3. 500/pail.	20296	S2P	1/10
	S3 SAFETY STAPLES For NMD90 10/3 to 8/2. 250/pail.	20297	S3P	1/8
	S4 SAFETY STAPLES For NMD90 8/3 to 6/3. 250/box.	20303	S4	1/4







Wiring Accessories

TWIST-ON WIRE CONNECTORS		CATALOGUE #	COLOUR	STD. PACK
	TWIST-ON CONNECTOR Small, Wire Range #22 - #14. 500/Bag.	49122	Orange	1/10
	TWIST-ON CONNECTOR Small, Wire Range #22 - #14. 100/Jar.	49124	Orange	10/40
	TWIST-ON CONNECTOR Medium, Wire Range #22 - #14. 500/Bag.	49132	Yellow	1/10
	TWIST-ON CONNECTOR Medium, Wire Range #22 - #14. 100/Jar.	49134	Yellow	10/40
	TWIST-ON CONNECTOR Large, Wire Range #18 - #10. 250/Bag.	49152	Red	1/20
	TWIST-ON CONNECTOR Large, Wire Range #18 - #10. 70/Jar.	49154	Red	10/40
WING TYPE WIRE CONNECTORS				
	WING TWIST CONNECTOR Wire Range #18 - #8. 500/Bag.	49222	Red	1/10
	WING TWIST CONNECTOR Wire Range #14 - #16. 50/Bag.	49245	Blue	1/30
"5 IN 1" WING WIRE CONNECTORS				
	"5 IN 1" COMBO MAX CONNECTOR Wire Range #22 - #8. 500/Bag.	49212	Tan	1/10
	"5 IN 1" COMBO MAX CONNECTOR Wire Range #22 - #8. 100/Box.	49214	Tan	10/40
	"5 IN 1" COMBO MAX CONNECTOR Wire Range #22 - #8. 500/Jug.	49213	Tan	1/6
* For 95% of most frequent wire connections.				






Wiring Accessories

PUSH-IN CONNECTORS		CATALOGUE #	COLOUR	STD. PACK
	PUSH-IN CONNECTOR			
	500/bag.	49332	Orange	1/10
	100/bag.	49334	Orange	1/50
	PUSH-IN CONNECTOR			
	500/bag.	49352	Gray	1/10
	100/bag.	49354	Gray	1/50
CABLE TIES				
	CABLE TIES - 4", 100/Bag.	49050	Clear	10/500
	CABLE TIES - 4", 1000/Bag.	49051	Clear	1/20
	CABLE TIES - 4", 100/Bag.	49052	Black UV	10/500
	CABLE TIES - 4", 1000/Bag.	49053	BlackUV	1/20
	CABLE TIES - 7 1/2", 100/Bag.	40073	Clear	10/120
	CABLE TIES - 7 1/2", 1000/Bag.	49073	Clear	1/20
	CABLE TIES - 7 1/2", 100/Bag.	49060	Black UV	10/120
	CABLE TIES - 7 1/2", 1000/Bag.	49061	Black UV	1/20
	CABLE TIES - 11", 100/Bag.	40076	Clear	10/90
	CABLE TIES - 11", 500/Bag.	49076	Clear	1/20
	CABLE TIES - 11", 100/Bag.	49062	Black UV	10/90
	CABLE TIES - 11", 500/Bag.	49063	Black UV	1/20
	CABLE TIES - 14", 100/Bag.	49064	Clear	10/80
	CABLE TIES - 14", 500/Bag.	49065	Clear	1/20
	CABLE TIES - 14", 100/Bag.	49067	Black UV	10/80
	CABLE TIES - 14", 500/Bag.	49068	Black UV	1/20
	CABLE TIES 17 3/4", 10/Bag.	49069	Clear	1/350
	CABLE TIES 24", 10/Bag.	49070	Clear	1/200
	CABLE TIES 28", 10/Bag.	49071	Clear	1/180
CABLE TIES 36", 10/Bag.	49072	Clear	1/150	















Wiring Accessories













PVC ELECTRICAL TAPES		CATALOGUE #	COLOUR	STD. PACK
	66' x 3/4"	45523	Black	10/250
	66' x 3/4"	45524	White	10/250
	66' x 3/4"	45525	Red	10/250
	66' x 3/4"	45526	Yellow	10/250
	66' x 3/4"	45527	Green	10/250
	66' x 3/4"	45528	Blue	10/250

Wiring Devices















DECORATOR SWITCHES		CATALOGUE #	COLOUR	STD. PACK
	Residential Switches - Quick & Side Wired LIGHTED DECORATOR SWITCH Switch glows when in Off position. Ideal for hallways and stairways.			
	Single Pole, 15A-120V-277V	46040	Ivory	10/100
	Single Pole, 15A-120V-277V	46041	White	10/100
	3 Way, 15A-120V-277V	46043	Ivory	10/100
	3 Way, 15A-120V-277V	46044	White	10/100
	DECORATOR SINGLE POLE SWITCH Single Pole, 15A-120V-277V Single Pole, 15A-120V-277V Single Pole, 15A-120V-277V	46000	Ivory	10/100
		46001	White	10/100
		46002	Almond	10/100
	DECORATOR 3 WAY SWITCH 3 Way, 15A-120V-277V 3 Way, 15A-120V-277V 3 Way, 15A-120V-277V	46003	Ivory	10/100
		45004	White	10/100
		46005	Almond	10/100
	DECORATOR 4 WAY SWITCH 4 Way, 15A-120V-277V	46007	White	10/100
STANDARD TOGGLE SWITCHES				
	Residential Switches - Quick & Side Wired Single Pole, 15A-120V-277V Single Pole, 15A-120V-277V Single Pole, 15A-120V-277V Single Pole, 15A-120V-277V 3 Way, 15A-120V-277V 3 Way, 15A-120V-277V 3 Way, 15A-120V-277V	46020	Ivory	10/100
		45021	White	10/100
		46022	Almond	10/100
		45019	Brown	10/100
		45023	Ivory	10/100
		46024	White	10/100
		45025	Almond	10/100
HEAVY DUTY TOGGLE SWITCHES				
	Residential Switches - Quick & Side Wired 4 Way, 15A-120V-277V	46029	White	10/100

Wiring Devices







COMBINATION SWITCHES & OUTLETS		CATALOGUE #	COLOUR	STD. PACK
	Residential Switches - Quick & Side Wired COMBINATION DUAL TOGGLE SWITCHES Single Pole, 15A-120V-277V Single Pole, 15A-120V-277V	45010 46011	Ivory White	10/100 10/100
				
	COMBINATION TOGGLE SWITCHES & OUTLET Single Pole, 15A-120V-277V Single Pole, 15A-120V-277V	46016 45017	Ivory White	10/100 10/100
				
	COMBINATION TOGGLE SWITCHES & PILOT LIGHT Single Pole, 15A-120V-277V	45014	White	10/100
				
	COMBINATION DUAL DECORATIVE SWITCHES Single Pole, 15A-120V-277V	46012	White	10/100
				
	COMBINATION DECORATIVE SWITCH AND OUTLET Single Pole, 15A-120V-277V	46014	White	10/100
				
DECORATOR DUPLEX OUTLET				
	Residential Outlets DECORATOR 15A DUPLEX OUTLET Duplex Outlet, 15A-125V Duplex Outlet, 15A-125V Duplex Outlet, 15A-125V	45110 45111 45112	Ivory White Almond	10/100 10/100 10/100
				
		“TAMPER-RESISTANT” DECORATOR 15A DUPLEX OUTLET TR Duplex Outlet, 15A-125V TR Duplex Outlet, 15A-125V	45170 45171	Ivory White
				

DECORATOR DUPLEX OUTLET		CATALOGUE #	COLOUR	STD. PACK	
	INDUSTRIAL DECORATOR 20A TAMPER RESISTANT DUPLEX OUTLET Duplex Outlet 20A-125V, Ivory Duplex Outlet 20A-125V, White	45173 45174	NEMA 5-20R NEMA 5-20R	10/100 10/100	
					
STANDARD DUPLEX OUTLET		CATALOGUE #	COLOUR	STD. PACK	
	Residential Outlets STANDARD 15A DUPLEX OUTLET Duplex Outlet, 15A-125V Duplex Outlet, 15A-125V Duplex Outlet, 15A-125V Duplex Outlet, 15A-125V	45120 45121 45119 45118	Ivory White Almond Brown	10/100 10/100 10/100 10/100	
					
		Residential Outlets "TAMPER-RESISTANT" STANDARD 15A DUPLEX OUTLET TR Duplex Outlet, 15A-125V TR Duplex Outlet, 15A-125V	45175 45176	Ivory White	10/100 10/100
					
RANGE AND DRYER OUTLETS		CATALOGUE #	RATING	STD. PACK	
	Residential Outlets 50A RANGE OUTLET WITH 4 1¹/₁₆" , COVER PLATE 4-wire outlet, 50A-120/240V, White * Approved for aluminum wire.	45126	NEMA 14-50R	10	
					
	30A DRYER OUTLET WITH 4 1¹/₁₆" , COVER PLATE 4-wire outlet, 30A-120/240V, White * Approved for aluminum wire. For Range and Dryer cords, please see extension cords section.	45125	NEMA 14-30R	10	
					
COMMERCIAL STANDARD DUPLEX OUTLET		CATALOGUE #	COLOUR	STD. PACK	
	Commercial Grade Outlets - side wired only HEAVY DUTY 15A DUPLEX OUTLET Duplex Outlet 15A-125V, Ivory Duplex Outlet 15A-125V, White	45122 45123	NEMA 5-15R NEMA 5-15R	10/100 10/100	
					








Wiring Devices

	INDUSTRIAL STANDARD DUPLEX OUTLET	CATALOGUE #	RATING	STD. PACK
	HEAVY DUTY 20A DUPLEX OUTLET Duplex Outlet 20A-125V, Ivory Duplex Outlet 20A-125V, White	45127 45128	NEMA 5-20R NEMA 5-20R	10/100 10/100
				
	INDUSTRIAL STANDARD DUPLEX OUTLET			
	Industrial Grade Outlets - back & side wired INDUSTRIAL 15A DUPLEX OUTLET Duplex Outlet 15A-125V, Ivory Duplex Outlet 15A-125V, White	45130 45131	NEMA 5-15R NEMA 5-15R	10/100 10/100
				
	INDUSTRIAL STANDARD DUPLEX OUTLET			
	Industrial Grade Outlets - back & side wired INDUSTRIAL 20A DUPLEX OUTLET Duplex Outlet 20A-125V, Ivory Duplex Outlet 20A-125V, White	45133 45134	NEMA 5-20R NEMA 5-20R	10/100 10/100
				
	INDUSTRIAL 20A TAMPER RESISTANT DUPLEX OUTLET TR Duplex Outlet 20A-125V, Ivory TR Duplex Outlet 20A-125V, White	45178 45179	NEMA 5-20R NEMA 5-20R	10/100 10/100
				
	ISOLATED GROUND INDUSTRIAL 15A DUPLEX OUTLET Isolated Duplex Outlet 15A-125V, Orange	45160	NEMA 5-15R	10/100
				
	COMMERCIAL DECORATOR DUPLEX OUTLET			
	Industrial Grade Outlets - back & side wired INDUSTRIAL DECORATOR 15A DUPLEX OUTLET Duplex Outlet 15A-125V, White	45114	NEMA 5-15R	10/100
				
	INDUSTRIAL DECORATOR 20A DUPLEX OUTLET Duplex Outlet 20A-125V, Ivory Duplex Outlet 20A-125V, White	45115 45116	NEMA 5-20R NEMA 5-20R	10/100 10/100
				


Wiring Devices

COMMERCIAL STANDARD SINGLE OUTLET		CATALOGUE #	RATING	STD. PACK
	Industrial Grade Outlets - back & side wired HEAVY DUTY 15A SINGLE OUTLET Single Outlet 15A-125V, Ivory Single Outlet 15A-125V, White	45140 45141	NEMA 5-15R NEMA 5-15R	10/100 10/100
	HEAVY DUTY 15A-250V SINGLE OUTLET Single Outlet 15A-250V, Ivory Single Outlet 15A-250V, White	45142 45143	NEMA 6-15R NEMA 6-15R	10/100 10/100
	HEAVY DUTY 20A SINGLE OUTLET Single Outlet 20A-125V, Ivory Single Outlet 20A-250V, Ivory	45144 45146	NEMA 5-20R NEMA 6-20R	10/100 10/100
	TIMERS AND LIGHT CONTROLS			
	DIGITAL WALL TIMER 16 On/Off setting per day. Replace any single pole switch. Matching wall plate. Rating: 15A, 1800W (Resistive), 1200W (Tungsten), 1/2 HP - 120V AC, 60Hz.	40092	White	6/36
		PRE-SET TIME SWITCH 6 Pre-Set On/Off setting. Replace any single pole switch. Matching wall plate. Rating: 800W Max. - 120V AC, 1/4 HP, 60Hz.	40093	White
	GROUNDING PLUG-IN TIMER 48 On/Off setting per day. Grounded 3-prong with side outlet. Indoor use only. Rating: 15A, 1800W (Resistive), 1000W (Tungsten), 1/2 HP 120V AC, 60 Hz.	40094	White	6/36
		GROUNDING DIGITAL PLUG-IN TIMER 18 On/Off daily settings. 7 day programmable. Grounded 3-prong with side outlet. Indoor use only. Rating: 15A, 1800W (Resistive), 1200W (Tungsten), 1/2 HP 120V AC, 60Hz.	40097	White



Wiring Devices

TIMERS AND LIGHT CONTROLS		CATALOGUE #	COLOUR	STD. PACK
	<p>MOTION SENSOR SWITCH 150° detection zone. Replace any single pole switch. Matching wall plate. Rating: 500W, 120V AC. * Not for compact fluorescent</p>	40280	White	
DIMMERS				
	<p>STANDARD DIMMER Single Pole - Rotary, 600W-120V</p>	40090	White	10/60
	<p>STANDARD DIMMER Single Pole - Push On/Off, 600W-120V</p>	40100	White	10/60
	<p>STANDARD DIMMER 3 Way - Push On/Off, 600W-120V</p>	40110	White	10/60
	<p>SLIDE DIMMER WITH WALL PLATE Wall plate included.</p> <p>Single Pole, 700W - 120V Single Pole, 700W - 120V Single Pole, 700W - 120V</p>	40135 40130 40136	Ivory White Almond	6/36 6/36 6/36
	<p>PRESET SLIDE DIMMER WITH WALL PLATE Wall plate included.</p> <p>Single Pole, 700W - 120V 3 Way, 700W - 120V 3 Way, 700W - 120V</p>	40210 40215 40214	Ivory Ivory Almond	6/36 6/36 6/36
	<p>BOXED PRESET SLIDE DIMMER WITH WALL PLATE Wall plate included.</p> <p>Single Pole, 700W - 120V 3 Way, 700W - 120V</p>	40294 40297	White White	10/100 10/100







Wiring Devices

DIMMERS		CATALOGUE #	COLOUR	STD. PACK
	PRESET SLIDE DIMMER WITH WALL PLATE Screwless wall plate included. Can be used for either a single pole or 3 way installation. Single Pole/3 Way, 700W - 120V 	40201	White	6/36
GROUND FAULT CIRCUIT OUTLET - GFCI		CATALOGUE #	COLOUR	STD. PACK
	GFCI DUPLEX OUTLET Wall plate included. 15A Duplex Outlet, 15A-125V 15A Duplex Outlet, 15A-125V 	45100 45101	Ivory White	10/100 10/100
	TAMPER RESISTANT GFCI DUPLEX OUTLET Wall plate included. 15A TR Duplex Outlet, 15A-125V 15A TR Duplex Outlet, 15A-125V 	45090 45091	Ivory White	10/100 10/100
	GFCI T-SLOT DUPLEX OUTLET Wall plate included. 20A T-Slot Duplex Outlet, 20A-125V 20A T-Slot Duplex Outlet, 20A-125V 	45107 45108	Ivory White	10/100 10/100
	TAMPER RESISTANT T-SLOT GFCI DUPLEX OUTLET 20A T-Slot TR Duplex Outlet, 20A-125V 20A T-Slot TR Duplex Outlet, 20A-125V 	45093 45094	Ivory White	10/100 10/100
LAMP HOLDERS		CATALOGUE #	COLOUR	STD. PACK
	KEYLESS CEILING LAMP HOLDER WITH LEADS Plastic - With Leads, 660W - 250V 	46049	White	10/100
	KEYLESS CEILING LAMP HOLDER Plastic, 660W - 250V 	46050	White	10/100
	KEYLESS CEILING LAMP HOLDER WITH PULL CHAIN Plastic - With Pull Chain, 660W - 250V 	46051	White	5/50













Wiring Devices

SOCKETS	CATALOGUE #	COLOUR	STD. PACK
 <p>PIG-TAIL SOCKETS Rubber - With 6" Leads, 660W - 250V</p> 	<p>46053</p>	<p>Black</p>	<p>10/100</p>

Wall Plates - Flex Lexan

DECORATOR WALL PLATES		CATALOGUE #	COLOUR	STD. PACK
	SINGLE DECORATOR PLATE 1-Gang. Includes colour-matched screws.	45210	Ivory	10/200
		45211	White	10/200
		45212	Almond	10/200
	DOUBLE DECORATOR PLATE 2-Gang. Includes colour-matched screws.	45220	Ivory	10/100
		45221	White	10/100
		45222	Almond	10/100
	TRIPLE DECORATOR PLATE 3-Gang. Includes colour-matched screws.	45230	Ivory	10/100
		45231	White	10/100
		45232	Almond	10/100
	QUADRUPLE DECORATOR PLATE 4-Gang. Includes colour-match screws.	45240	Ivory	10/100
		45241	White	10/100
		45242	Almond	10/100
	QUINTUPLE DECORATOR PLATE 5-Gang. Includes colour-match screws.	45251	White	10/100
	SINGLE DECORATOR PLATE 3/8" Larger. 1-Gang. Includes colour-match screws.	45217	Ivory	10/100
		45218	White	10/100
		45219	Almond	10/100
	MID SIZE DOUBLE DECORATOR PLATE 3/8" Larger. 2-Gang. Includes colour-match screws.	45224	White	10/100
		45225	Almond	10/100








Wall Plates - Flex Lexan

DECORATOR WALL PLATES		CATALOGUE #	COLOUR	STD. PACK
	OVERSIZED SINGLE DECORATOR PLATE 3/4" Larger. 1-Gang. Includes colour-match screws.	45215	White	10/100
				
SCREWLESS WALL PLATES				
	SCREWLESS DECORATOR WALL PLATES 1-Gang.	45271	White	10/100
				
	SCREWLESS DECORATOR WALL PLATES 2-Gang.	45275	White	5/50
				
	SCREWLESS DECORATOR WALL PLATES 3-Gang.	45278	White	5/50
				
	SCREWLESS DECORATOR WALL PLATES 4-Gang.	45279	White	5/50
				
STANDARD WALL PLATES				
	SINGLE TOGGLE SWITCH 1-Gang. Includes colour-matched screws.	45309	Brown	25/250
		45310	Ivory	25/250
		45311	White	25/250
		45312	Almond	25/250
				







Wall Plates - Flex Lexan

STANDARD WALL PLATES		CATALOGUE #	COLOUR	STD. PACK
	DOUBLE TOGGLE SWITCH 2-Gang. Includes colour-match screws.	45320	Ivory	10/100
		45321	White	10/100
	TRIPLE TOGGLE SWITCH 3-Gang. Includes colour-match screws.	45330	Ivory	10/100
		45331	White	10/100
	QUADRUPLE TOGGLE SWITCH 4-Gang. Includes colour-match screws.	45340	Ivory	10/100
		45341	White	10/100
	QUINTUPLE TOGGLE SWITCH 5-Gang. Includes colour-match screws.	45351	White	10/100
	MID-SIZE SINGLE TOGGLE SWITCH 3/8" Larger. 1-Gang. Includes colour-match screws.	45304	Ivory	10/100
		45305	White	10/100
DUPLEX OUTLET WALL PLATES				
	SINGLE OUTLET WALL PLATE 1-Gang. Includes colour-match screws. 1 11/32" Diameter hole.	45317	Ivory	10/100
		45318	White	10/100
	DUPLEX OUTLET WALL PLATE 1-Gang. Includes colour-match screw.	45313	Brown	25/250
		45314	Almond	25/250
		45315	Ivory	25/250
		45316	White	25/250





Wall Plates - Flex Lexan

DUPLIX OUTLET WALL PLATES		CATALOGUE #	COLOUR	STD. PACK
	DOUBLE DUPLEX OUTLET WALL PLATE 2-Gang. Includes colour-match screws.	45325	Ivory	10/100
		45326	White	10/100
	MID-SIZE DUPLEX OUTLET WALL PLATE 3/8" Larger. 1-Gang. Includes colour-match screw.	45306	Ivory	10/100
		45307	White	10/100
	COMBO TOGGLE SWITCH & DUPLEX OUTLET 2-Gang. 1 toggle switch with 1 outlet. Includes colour-match screws.	45327	Ivory	10/100
		45328	White	10/100
	COMBO DOUBLE SWITCH & DUPLEX OUTLET 2 switches with 1 outlet.	45234	White	5/100
	COMBO TOGGLE SWITCH & DECORATOR OUTLET 2-Gang. 1 Decorator switch with 1 outlet. Includes colour-match screws.	45227	Ivory	10/100
		45228	White	10/100
BLANK WALL PLATES				
	BLANK WALL PLATE 1-Gang. Includes colour-match screws.	45302	Ivory	10/100
		45303	White	10/100
		45299	Almond	10/100
	BLANK WALL PLATE FOR PHONE AND COAX CABLE WITH KNOCKOUT	45300	Ivory	10/100
		45301	White	10/100

Wall Plates - Stainless Steel

DECORATOR WALL PLATES		CATALOGUE #	GRADE	STD. PACK
	STAINLESS STEEL DECORATOR WALL PLATE 1-Gang. Includes matching stainless steel screws.	45721	#430	10/100
	STAINLESS STEEL DECORATOR WALL PLATE 2-Gang. Includes matching stainless steel screws.	45722	#430	10/100
	STAINLESS STEEL DECORATOR WALL PLATE 3-Gang. Includes matching stainless steel screws.	45723	#430	10/100
STANDARD WALL PLATES				
	STAINLESS STEEL TOGGLE SWITCH WALL PLATE 1-Gang. Includes matching stainless steel screws.	45701	#430	10/100
	STAINLESS STEEL TOGGLE SWITCH WALL PLATE 2-Gang. Includes matching stainless steel screws.	45702	#430	10/100
	STAINLESS STEEL TOGGLE SWITCH WALL PLATE 3-Gang. Includes matching stainless steel screws.	45703	#430	10/100






Wall Plates - Stainless Steel

OUTLET WALL PLATES		CATALOGUE #	GRADE	STD. PACK
	STAINLESS STEEL OUTLET WALL PLATE Single Outlet. Includes matching stainless steel screws.	45710	#430	10/100
	STAINLESS STEEL OUTLET WALL PLATE Duplex Outlet. Includes matching stainless steel screws.	45711	#430	10/100
	STAINLESS STEEL OUTLET WALL PLATE Double Duplex Outlet. Includes matching stainless steel screws.	45712	#430	10/100
	BLANK STAINLESS STEEL WALL PLATE 1-Gang.	45730	#430	10/100





Weatherproof Boxes, Covers & Kits

METAL DIE-CAST WEATHERPROOF BOXES		CATALOGUE #	COLOUR	STD. PACK
	WEATHERPROOF METAL FS BOX 3 x 1/2" holes with 2 plugs.	18025	Grey	25/50
	WEATHERPROOF METAL FS BOX 3 x 1/2" holes with 2 plugs.	18725	White	25/50
	WEATHERPROOF METAL FS BOX 3 x 3/4" holes with 2 plugs.	18035	Grey	25/50
	WEATHERPROOF METAL FS BOX 5 x 1/2" holes with 4 plugs.	18065	Grey	25/50
	WEATHERPROOF METAL FS BOX 5 x 3/4" holes with 4 plugs.	18075	Grey	25/50
	WEATHERPROOF ROUND BOX 5 x 1/2" hole with 4 plugs.	20065	Grey	24
	WEATHERPROOF ROUND BOX 5 x 1/2" hole with 4 plugs.	20765	White	24
	WEATHERPROOF ROUND BOX WITH COVER 5 x 1/2" hole with 4 plugs & cover.	20075	Grey	24
	WEATHERPROOF ROUND BOX WITH COVER 5 x 1/2" hole with 4 plugs & cover.	20775	White	24
	WEATHERPROOF ROUND BOX 5 x 3/4" hole with 4 plugs.	20070	Grey	24
	WEATHERPROOF BOX W/COVER - ROUND 5 x 3/4" hole with 4 plugs & cover.	20080	Grey	24
	WEATHERPROOF BLANKING PLUGS 1/2" plugs.	21005	Grey	100
	WEATHERPROOF BLANKING PLUGS 3/4" plugs.	21010	Grey	100
METAL DIE-CAST WEATHERPROOF COVERS				
	WEATHERPROOF DUPLEX OUTLET COVER With gasket.	23010	Grey	25/50
	WEATHERPROOF DUPLEX OUTLET COVER With gasket.	23710	White	25/50
	WEATHERPROOF DUPLEX OUTLET COVER 1-Gang. Vertical cover.	23000	Grey	24

Weatherproof Boxes, Covers & Kits

METAL DIE-CAST WEATHERPROOF COVERS		CATALOGUE #	COLOUR	STD. PACK
	WEATHERPROOF SINGLE OUTLET COVER Switch/Outlet cover. Vertical.	23005	Grey	10
	WEATHERPROOF GFCI OUTLET COVER With gasket.	25005	Grey	5/50
	WEATHERPROOF GFCI OUTLET COVER With gasket.	25705	White	5/50
	WEATHERPROOF GFCI OUTLET COVER Vertical.	25010	Grey	50
	WEATHERPROOF ROUND BLANK COVER With gasket.	20100	Grey	25/50
	WEATHERPROOF ROUND BLANK COVER With gasket.	20700	White	25/50
METAL DIE-CAST WEATHERPROOF KITS				
	WEATHERPROOF KIT - Duplex Outlet 15A - 125V. Die-Cast metal cover. Kit comes complete with die-cast "FS" box, duplex outlet, weatherproof cover and 2 closure plugs.	41226	Grey	1
	WEATHERPROOF KIT - Duplex Outlet 15A - 125V. Die-Cast metal cover. Kit comes complete with die-cast "FS" box, duplex outlet, weatherproof cover and 2 closure plugs.	43226	White	1

Weatherproof Boxes, Covers & Kits

NONMETALLIC WEATHERPROOF COVERS		CATALOGUE #	COLOUR	STD. PACK
	WEATHERPROOF DUPLEX OUTLET COVER Polycarbonate cover with gasket.	23011	Grey	50
	WEATHERPROOF DUPLEX OUTLET COVER Polycarbonate cover with gasket.	23711	White	50
	WEATHERPROOF GFCI OUTLET COVER Polycarbonate cover with gasket.	25006	Grey	50
	WEATHERPROOF GFCI OUTLET COVER Polycarbonate cover with gasket.	25706	White	50
WEATHERPROOF KITS				
	WEATHERPROOF KIT - Duplex Outlet 15A - 125V. Polycarbonate cover. Kit comes complete with die-cast "FS" box, duplex outlet, weatherproof cover and 2 closure plugs.	41225	Grey	20
	WEATHERPROOF KIT - Duplex Outlet 15A - 125V. Polycarbonate cover. Kit comes complete with die-cast "FS" box, duplex outlet, weatherproof cover and 2 closure plugs.	43225	White	20
	WEATHERPROOF KIT - GFCI 15A - 125V. Polycarbonate cover. Kit comes complete with die-cast "FS" box, duplex outlet, weatherproof cover and 2 closure plugs.	41250	Grey	20
	WEATHERPROOF KIT - GFCI 15A - 125V. Polycarbonate cover. Kit comes complete with die-cast "FS" box, duplex outlet, weatherproof cover and 2 closure plugs.	43250	White	20







Fixtures

DIE-CAST WEATHERPROOF		CATALOGUE #	COLOUR	STD. PACK
	SINGLE LAMPHOLDER KIT 150W - 120V, Kit includes with lampholder, 1-hole cover with gasket and 2 mounting screws.	41035	Grey	10
		44035	Black	10
		43035	White	10
	TWIN LAMPHOLDER KIT 2 x 150W - 120V, Kit includes with 2 lampholders, 3-hole cover with gasket and 2 mounting screws and 1 closure plug.	41040	Grey	10
		44040	Black	10
		43040	White	10
	DELUXE SINGLE FLOODLIGHT KITS Kit includes floodlight and matching round cover plate with gasket. * Bulb not included.	30210	Black	12
		30212	White	12
	DELUXE DOUBLE FLOODLIGHT KITS Kit includes 2 floodlights and matching round cover plate with gasket. * Bulb not included	30310	Black	6
		30355	White	6
	LAMPHOLDER 150W - 120V, Single.	30005	Grey	50
		30010	Black	50
		30012	White	50
	MOTION SENSOR TWIN LIGHT CONTROL KIT Kit includes 2 floodlights and matching round cover plate with gasket.	10031	White	6
	MOTION SENSOR 180° Sensor only.	10029	Bronze	6
		10030	White	6






Fixtures

DIE-CAST WEATHERPROOF ACCESSORIES		CATALOGUE #	COLOUR	STD. PACK
	ROUND COVERS 1-hole cover includes gasket and 2 mounting screws.	28005	Grey	25/50
		28010	Black	25/50
		28012	White	25/50
	ROUND COVERS 3-hole cover includes gasket, plug and 2 mounting screws.	28025	Grey	25/50
		28030	Black	25/50
		28032	White	25/50
	WEATHERPROOF CLOSURE PLUGS 1/2" Die-Cast 3/4" Die-Cast	21005	Grey	100
		21010	Grey	100
WEATHERPROOF LIGHTING				
	6" ROUND WALL LIGHT Bracket with white globe. Threaded 3" opening. 60W Max.	50000	Black	1/12
		50010	White	1/12
		52012	White	1/50
	6 1/4" CYLINDER WALL LIGHT Threaded 3" opening. 60W Max.	50060	Black / White	1/12
		50070	Black / Clear	1/12
		50065	White / White	1/12
		50080	White / Clear	1/12
		52112	White	1/50
		52111	Clear	1/50

Fixtures

VAPOURPROOF LIGHTING		CATALOGUE #	COLOUR	STD. PACK
	4" VAPOURPROOF CEILING MOUNTED FIXTURE WITH GLOBE 100W - 120V.	14075	Aluminum	6
	4" VAPOURPROOF CEILING MOUNTED FIXTURE WITH GLOBE AND CAST GUARD 100W - 120V.	14085	Aluminum	6
	4" VAPOURPROOF WALL MOUNT 90° ANGLE FIXTURE WITH GLOBE AND CAST GUARD 100W - 120V.	14081	Aluminum	6
	4" REPLACEMENT GLASS	15050	Glass	1
HPS WALL PACK				
	HPS WALL PACK WITH PHOTOELECTRIC EYE High impact injection moulded polycarbonate housing. More energy efficient - produces 6 times more light. Lasts up to 12 times longer than standard incandescent floodlight. Built-in light sensor automatically turns "ON" at dusk and "Off" at dawn. Bulb included.			
	35W HPS Wall Pack	10040	Bronze	6
	35W HPS Wall Pack	10041	White	6
	70W HPS Wall Pack	10044	Bronze	6
	70W HPS Wall Pack	10045	White	6
	WALL LIGHT 150W TRI-TAP Wall Light - HPS 175W TRI-TAP Wall Light - METAL HALIDE	10046 10047	Bronze Bronze	1 1

Fixtures

HALOGEN FIXTURE		CATALOGUE #	COLOUR	STD. PACK
	MINI OUTDOOR HALOGEN FLOODLIGHT 150W - 120V. 78mm T3 bulb included.			
	Mini-Quartz Floodlight Mini-Quartz Floodlight	00415 00420	White Bronze	24 24
	OUTDOOR HALOGEN FLOODLIGHT 150W - 120V. 118mm T3 bulb included.			
	500W T3 Floodlight 500W T3 Floodlight	10020 10021	Bronze White	12 12
	HALOGEN WORK LIGHT Portable Halogen Work Light, 500W - 120V. 118mm bulb included. With 3 ft cord.	10025	Yellow and Black	6
	TWIN PORTABLE WORK LIGHT 500W WITH TELESCOPIC STAND Individual On/Off Switches. 2 x 118mm bulbs included. With 8 ft cord.	10026	Yellow and Black	2
	SINGLE PORTABLE WORK LIGHT 550W WITH SLED & TELESCOPIC STAND On/Off Switch. 118mm bulb included. With 8 ft cord.	10027	Yellow and Black	12

Fixtures

FLUORESCENT FIXTURE		CATALOGUE #	COLOUR	STD. PACK
	<p>T8 WRAP LIGHT WITH ACRYLIC DIFFUSER 48", 2 x 32W / 120V-60Hz, 48.5" x 6.5" x 2.5" Electronic ballast. No need to remove end caps to replace lamp or lens.</p> <p>* Bulb not included.</p>	80055	White	75
	<p>REPLACEMENT DIFFUSER FOR 80055</p> <p></p>	80058		12
	<p>SHOP LIGHT & 650W HEATER WITH 6FT. CORD 3 functions: Light only, Heat only, Light & Heat. Four 23W spiral fluorescent (CFL) bulbs included. 650W infra-red heating element with protective guard. Separate pull chain switch to control light and heat. 6 ft grounded cord & hanging hardware included. Fully assembled - easy to install. For indoor use only.</p> <p></p>	80037	Blue	1
	<p>T8 SHOP LIGHT WITH CORD & PLUG 48", 2 x 32W / 120V-60Hz, 50.0" x 7.0" x 2.6" Electronic ballast. Includes pull chain On/Off switch. Hanging chain and hooks supplied.</p> <p>* Bulb not included.</p> <p></p>	80035	White	90
	<p>PORTABLE UNDER-CABINET FIXTURE 18" Under-Cabinet plug-in 50W / 120V-60Hz, F15T8 Tube. Built-in On/Off switch. Includes protective lens F15T8 tube supplied.</p> <p></p>	80060	White	12
"JACK" CHAIN				
	<p>Galvanized "Jack" Chain</p> <p>#12 - 300 ft./pail</p>	20591	Steel	1
	<p>#10 - 300 ft./pail</p>	20593	Steel	1

Plugs and Connectors

PLUGS (MALE)		CATALOGUE #	RATING	STD. PACK
	15A - 125V WITH CABLE CLAMP Rubber - 3 wire. Black	45410	NEMA 5-15P	10/100
	15A - 125V WITH CABLE CLAMP 3 wire. Yellow	45411	NEMA 5-15P	10/100
	15A - 125V ARMoured WITH CABLE CLAMP 3 wire. Yellow	45412	NEMA 5-15P	10/100
	15A - 250V WITH CABLE CLAMP Yellow	45415	NEMA 6-15P	10/100
	20A - 125V WITH CABLE CLAMP Yellow	45416	NEMA 5-20P	10/100
CONNECTORS (FEMALE)				
	15A - 125V WITH CLAMP Rubber - 3 wire. Black	45400	NEMA 5-15P	10/100
	15A - 125V WITH CLAMP 3 wire. Yellow	45401	NEMA 5-15P	10/100

Plugs and Connectors

CONNECTORS (FEMALE)		CATALOGUE #	RATING	STD. PACK
	15A - 125V ARMoured Yellow 	45402	NEMA 5-15P	10/100
	20A - 125V WITH CLAMP Yellow 	45406	NEMA 5-20P	10/100
	15A - 250V WITH CLAMP Yellow 	45405	NEMA 6-15P	10/100

Extension Cords

EXTENSION CORDS		CATALOGUE #	COLOUR	STD. PACK
	INDOOR 16/2 SPT-2 - TRIPLE OUTLET			
	2M, 13A-125V	40053	Brown	50
	2M, 13A-125V	40052	White	50
	2M, 13A-125V	40051	Grey	10
	3M, 13A-125V	40058	Brown	50
	3M, 13A-125V	40057	White	50
	3M, 13A-125V	40054	Grey	10
	4.5M, 13A-125V	40063	Brown	50
	4.5M, 13A-125V	40062	White	50
4.5M, 13A-125V	40059	Grey	10	
				
	INDOOR "THIN PLUG" 16/2 SPT-2 TRIPLE OUTLET Thin space saver plug allows furniture and appliances to be virtually tight to the wall.			
	2.5M, 13A-125V	40055	White	10
	4M, 13A-125V	40056	White	10
				
	AIR CONDITIONER 16/3 SPT-3 - SINGLE OUTLET For air conditioners up to 9,000 btu.			
	3M, 13A-125V	40080	Grey	10
	4.5M, 13A-125V	40081	Grey	10
				
	AIR CONDITIONER 14/3 SPT-3 - SINGLE OUTLET For air conditioners over 9,000 btu.			
	2M, 15A-125V	40083	Grey	10
	3M, 15A-125V	40085	Grey	10
	4.5M, 15A-125V	40084	Grey	10
				
	INDOOR 16/3 SPT-3 - TRIPLE OUTLET For office and household applications.			
	2M, 13A-125V	40300	White	10
	3M, 13A-125V	40301	White	10
	4.5M, 13A-125V	40302	White	10
				
	DRYER CORD KIT W/STRAIN RELIEF CONNECTOR Kit is individually packaged with strain relief connector.			
	1.5M, 30A-125/250V, NEMA 14-30P	40350	Black	20
				

Extension Cords

EXTENSION CORDS		CATALOGUE #	COLOUR	STD. PACK
	<p>RANGE CORD KIT W/STRAIN RELIEF CONNECTOR Kit is individually packaged with strain relief connector.</p> <p>1.68M, 40A-125/250V, NEMA 14-50P HOT WIRE 8, NEUTRAL 10</p>	40352	Black	20
	<p>OUTDOOR 16/2 SPT-2W - TRIPLE OUTLET Used for outdoor light duty lighting applications.</p> <p>3M, 13A-125V 4.5M, 13A-125V</p>	40064 40065	Green Green	50 50
	<p>OUTDOOR 16/2 SJTW - TRIPLE OUTLET 10M, 13A-125V</p>	40309	Green	10
	<p>BLOCK HEATER 16/3 SJTW - SINGLE OUTLET 3M, 13A-125V 5M, 13A-125V</p>	40067 40068	Blue Blue	10 10
	<p>BLOCK HEATER 16/3 SJTW - TRIPLE OUTLET 3M, 13A-125V 5M, 13A-125V</p>	40363 40365	Blue Blue	10 10
	<p>EXTREME COLD 16/3 SJTOW - LIGHTED TRIPLE OUTLET Flexible to -55°C.</p> <p>5M, 13A-125V 10M, 13A-125V</p>	40368 40369	Black Black	10 10
	<p>LOCKING "LAWN & GARDEN" 16/3 SJTW - LIGHTED SINGLE OUTLET 20M, 10A-125V</p>	40320	Orange & Black	5

Extension Cords

EXTENSION CORDS		CATALOGUE #	COLOUR	STD. PACK
	GARDEN 16/3 SJTW - SINGLE OUTLET			
	15M, 13A-125V	40066	Yellow	5
	25M, 10A-125V	40074	Yellow	5
	OUTDOOR 16/3 SJTW - SINGLE OUTLET			
	3M, 13A-125V	40087	Orange	10
	5M, 13A-125V	40088	Orange	10
	10M, 13A-125V	40089	Orange	10
	15M, 13A-125V	40078	Orange	5
	30M, 10A-125V	40079	Orange	3
	OUTDOOR 16/3 SJTW - TRIPLE OUTLET			
	3M, 13A-125V	40303	Orange	10
	5M, 13A-125V	40305	Orange	10
	10M, 13A-125V	40310	Orange	10
	15M, 13A-125V	40315	Orange	5
	LOCKING "WORKSITE" 14/3 SJTW - LIGHTED SINGLE OUTLET Will withstand 22 lbs. of pull pressure. For outdoor heavy duty use.			
	20M, 13A-125V	40420	Red & Black	5
	OUTDOOR 14/3 SJTW W/LED SINGLE OUTLET Lighted outlet glows to confirm that there is power. Flexible to -40°C.			
	15M, 15A-125V	40407	Red	5
	30M, 13A-125V	40409	Red	5
	OUTDOOR 14/3 SJTW - SINGLE OUTLET			
	10M, 15A-125V	40404	Yellow	10
	15M, 15A-125V	40406	Yellow	5
	30M, 13A-125V	40408	Yellow	5
	OUTDOOR 14/3 SJTW - TRIPLE OUTLET			
	10M, 15A-125V	40410	Yellow	10
	15M, 15A-125V	40415	Yellow	5
	30M, 13A-125V	40430	Yellow	5

Extension Cords

EXTENSION CORDS		CATALOGUE #	COLOUR	STD. PACK
	<p>LOCKING "PROFESSIONAL" 12/3 SJTW - LIGHTED SINGLE OUTLET Will withstand 22 lbs. of pull pressure. For outdoor extra heavy duty use.</p> <p>20M, 15A-125V</p>	40520	Yellow & Black	3
	<p>HEAVY DUTY OUTDOOR 12/3 SJTW W/LED SINGLE OUTLET Lighted outlet glows to confirm that there is power. Flexible to -50°C.</p> <p>15M, 15A-125V 30M, 15A-125V</p>	40512 40514	Yellow Yellow	3 3
	<p>HEAVY DUTY OUTDOOR 12/3 SJTW - LIGHTED SINGLE OUTLET</p> <p>7.6M, 15A-125V 15M, 15A-125V 30M, 15A-125V</p>	40510 40511 40513	Yellow Yellow Yellow	5 3 3
	<p>HEAVY DUTY OUTDOOR 12/3 SJTW - LIGHTED TRIPLE OUTLET</p> <p>15M, 15A-125V 30M, 15A-125V</p>	40515 40530	Yellow Yellow	3 3
	<p>OUTDOOR INDUSTRIAL 10/3 SJTW - LIGHTED TRIPLE OUTLET</p> <p>15M, 15A-125V 30M, 15A-125V</p>	40615 40630	Neon Green Neon Green	3 2
	<p>OUTDOOR 14/3 STW - LIGHTED TRIPLE OUTLET Rated 600V. Flexible to -40°C.</p> <p>1M, 15A-125V</p>	40440	Red	6
	<p>25M HEAVY DUTY POWER CORD REEL 4 built-in 15A grounded outlets with circuit breaker protection. Lighted circuit breaker reset switch. Steel reinforced reel and stand for exceptional strength and durability. Steel carrying handle with comfort grip. Super flexible to -55°C.</p> <p>12/3 SJTOW wire</p>	40565	Yellow	1

Power Bars

HIGH VISIBILITY CORDS		CATALOGUE #	COLOUR	STD. PACK
	FLUORESCENT HIGH VISIBILITY 12/3 SJTW SINGLE OUTLET CORD Fluorescent jacket. Lighted end.			
	15M, 15A-125V 30M, 13A-125V	40571 40574	Blue & Yellow Blue & Yellow	1/3 1/3
	FLUORESCENT HIGH VISIBILITY 12/3 SJTW SINGLE OUTLET CORD Fluorescent jacket. Lighted end.			
	15M, 15A-125V 30M, 13A-125V	40570 40573	Green & Yellow Green & Yellow	1/3 1/3
	FLUORESCENT HIGH VISIBILITY 12/3 SJTW SINGLE OUTLET CORD Fluorescent jacket. Lighted end.			
	15M, 15A-125V 30M, 13A-125V	40572 40575	Pink & Yellow Pink & Yellow	1/3 1/3
POWER BARS				
	PORTABLE GFCI POWER CENTER 1.2m grounded outdoor 12/3 SJTW Cord. 4 x 15A GFCI outlets with reset & test button. Self-closing cover. Impact resistant thermoplastic housing. Convenient carry handle.	40561	Yellow	1
	4 FT. 12 OUTLETS POWER BAR WITH 6 FT. CORD Built-in 15A circuit breaker. Mounting hardware included. For indoor use only.			
	14/3 SJTOW (1.8M) cord.	40028	Blue	1
	WORKSHOP 6 SURGE-PROTECTED OUTLETS Industrial-grade metal housing. EMI/RFI noise filter.			
	4.5M - 840 JOULES, 15A/125V/1875W	40037	Black & Yellow	2
	MULTIMEDIA 8 OUTLET w/FULL SURGE PROTECTION 91cm phone cord and coax cable included. Provides phone and coax line full protection. EMI/RFI noise filter with right-angled plug.			
	1.8M - 840 JOULES, 15A/125V/1875W	40035	Black	24












Power Bars & Cord Work Lights

POWER BARS		CATALOGUE #	COLOUR	STD. PACK
	<p>8 OUTLET w/3 SURGE PROTECTION Full 3-line surge suppression. EMI/RFI noise filter with right-angled plug.</p> <p>1.8M - 420 JOULES, 15A/125V/1875W</p> 	40034	White	6
	<p>6 OUTLET w/3 SURGE PROTECTION EMI/RFI noise filter. With right-angled plug.</p> <p>1.8M - 420 JOULES, 15A/125V/1875W</p> 	40033	Grey	24
	<p>6 OUTLET w/1 SURGE PROTECTION Basic surge suppression.</p> <p>3ft - 140 JOULES, 15A/125V/1875W</p> 	40031	White	24
	<p>6 OUTLET POWER BAR NO SURGE PROTECTION For general indoor use.</p> <p>3ft - 15A/125V/1875W</p> 	40030	White	24
	<p>4 OUTLET POWER BAR 2ft NO SURGE PROTECTION For general indoor use.</p> <p>15A/125V/1875W</p> 	40020	White	24
	<p>3-WIRE TRIPLE TAP ADAPTER</p> <p>15A/125V</p> 	40039	White	100
	<p>3-WIRE 6-TAP ADAPTER</p> <p>15A/125V</p> 	40040	Greyish	80
CORD WORK LIGHTS				
	<p>STRING LIGHTING W/METAL CAGES - 12/3 STW Rated 600V. 200W max each.</p> <p>15M With 5 Cages, 15A - 125V - 1875W</p> <p>30M With 10 Cages, 15A - 125V - 1875W</p> 	40551 40553	Yellow Yellow	1 1

Cord Work Lights

CORD WORK LIGHTS		CATALOGUE #	COLOUR	STD. PACK
	<p>3-WIRE WORK LIGHT - 16/3 SJTW Outlet in handle. 100W max bulb.</p> <p>15M - With Outlet, 15A - 125V - 1875W</p> <p></p>	40336	Blue	5
	<p>3-WIRE WORK LIGHT - 16/3 SJTOW Outlet in handle. 100W max bulb. Oil resistant.</p> <p>7.6M - With Outlet, 15A - 125V - 1875W</p> <p></p>	40335	Black	5
	<p>2-WIRE WORK LIGHT - 18/2 SJT 75W max bulb.</p> <p>7.6M, 15A - 125V - 1875W</p> <p></p>	40330	Orange	5
	<p>CLAMP-ON LAMP - 18/2 SPT-2 2m cord. 150W max bulb. On/Off switch.</p> <p>Without Reflector</p> <p></p>	40324	Brown	20
	<p>CLAMP-ON LAMP - 18/2 SPT-2 2m cord. 60W max bulb. On/Off switch.</p> <p>5 1/2" Reflector</p> <p></p>	40325	Aluminium	12
	<p>CLAMP-ON LAMP - 18/2 SPT-2 2m cord. 150W max bulb. On/Off switch.</p> <p>8 1/2" Reflector</p> <p></p>	40326	Aluminium	12
CORDLESS WORK LIGHTS				
	<p>CORDLESS 45 LED SWIVEL LIGHT Swivels from 0° to 300° & Pivots up to 90°. Magnetic base for hands-free operation. Built-in hanging hook enable 360° rotation. Insulated rubber anti-shock jacket. High impact polycarbonate lens. Easy load & flip open battery compartment. 3 x AA Batteries Included.</p>	40341		12





TVA Accessories

PHONE ACCESSORIES		CATALOGUE #	COLOUR	STD. PACK
	PHONE JACK & PLATE 	B47170	White	10/100
	DECORATIVE PHONE JACK & PLATE 	B47174	White	10/100
CABLE ACCESSORIES				
	CABLE JACK & PLATE 75 OHM. 	B48216	White	10/100
	DECORATIVE CABLE JACK & PLATE 75 OHM. 	B48219	White	10/100
COMBO ACCESSORY				
	PHONE/VIDEO JACK & PLATE 	B47180	White	10/100
FASTENERS				
	PHONE CABLE STAPLES 100/bag.	47127	White	100

TVA Accessories

FASTENERS		CATALOGUE #	COLOUR	STD. PACK
	COAXIAL CABLE STAPLES For RG59. 100/bag.	B48227	White	100
	COAXIAL CABLE STAPLES For RG6. 100/bag.	B48262	Black	100
" F " PLUGS				
	75 OHM TWIST-ON "F" PLUG For RG59. 100/bag.	B48217	Gold	100
	75 OHM TWIST-ON "F" PLUG For RG6. 100/bag.	B48261	Gold	100
	75 OHM "F" PLUG For RG6. 100/bag.	B48260	Gold	100
SPLITTERS				
	75 OHM 2-WAY	48230	Gold	5
	75 OHM 3-WAY	48231	Gold	5

TVA Accessories

SPLITTERS		CATALOGUE #	COLOUR	STD. PACK
 <p>75 OHM 4-WAY</p>		48232	Gold	5
CHIME KIT				
 <p>BUILDER'S CHIME KIT 7" x 4". Kit includes chime, 16V/10VA transformer and 2 buttons. 2 notes front, 1 note rear. 1 lighted and 1 regular button.</p> <p style="text-align: right;">   </p>		8202R	White	24

Light Bulbs, Halogen & CFL's

LIGHT BULBS		CATALOGUE #	PACK/BOX	STD. PACK
	FROST - LONG LIFE FROST Avg. Rated Life: 7,000 hours.			
	40W - 130V	70412	2/pack	12
	60W - 130V	70413	2/pack	12
	100W - 130V	70414	2/pack	12
	150W - 130V	70415	1/pack	12
	SR			
	CLEAR - STANDARD CLEAR Avg. Rated Life: 7,000 hours.			
	40W - 130V	70422	2/pack	12
	60W - 130V	70423	2/pack	12
	100W - 130V	70424	2/pack	12
	SR			
	CLEAR - STANDARD CLEAR Avg. Rated Life: 2,000 hours.			
	150W - 130V	70425	1/pack	12
	200W - 130V	70426	1/pack	12
	300W - 130V	70427	1/pack	6
	SR			
	FROST - ROUGH SERVICE Resist shocks and vibrations. Ideal for work lights. Avg. Rated Life: 2,500 hours.			
	50W - 130V	70430	2/pack	12
	100W - 130V	70431	2/pack	12
	SR			
	CLEAR - G25 GLOBE - MEDIUM BASE 3 1/8 round.			
	25W - 130V	70810	1/box	60
	40W - 130V	70811	1/box	60
	60W - 130V	70812	1/box	60
	SR			
	WHITE - G25 GLOBE - MEDIUM BASE 3 1/8 round.			
	25W - 130V	70813	1/box	60
	40W - 130V	70814	1/box	60
	60W - 130V	70815	1/box	60
	SR			

Light Bulbs, Halogen & CFL's

HALOGEN		CATALOGUE #	PACK/BOX	STD. PACK
	T3 HALOGEN - 78MM Avg. Rated Life: 2,000 Hours.			
	100W - 130V	73683	1/card	1/100
	150W - 130V	70694	1/box	1/100
	200W - 130V	70696	1/box	1/100
	250W - 130V	70697	1/box	1/100
	T3 HALOGEN - 118MM Avg. Rated Life: 2,000 Hours.			
	150W - 130V	73688	1/card	1/100
	200W - 130V	70690	1/box	1/100
	300W - 130V	73681	1/card	1/100
	500W - 130V	70692	1/box	1/100
	PAR20 HALOGEN FLOODLIGHT Produce a brighter, whiter light. Used as a replacement for R20 lamps. Avg. Rated Life: 2,000 hours.			
	50W - 130V- 22° FLOOD	70720	1/pack	12
	50W - 120V- 22° FLOOD	70710	1/pack	12
	50W - 130V- 30° FLOOD	70721	2/pack	12
	50W - 120V- 30° FLOOD	70711	2/pack	12
	PAR30 HALOGEN FLOODLIGHT Produce a brighter, whiter light. Used as a replacement for R30 or BR30 lamps. Avg. Rated Life: 2,000 hours.			
	50W - 120V - 38° FLOOD	70712	1/pack	12
	50W - 130V - 38° FLOOD (5,000 hours)	70722	1/pack	12
	75W - 120V - 38° FLOOD	70714	1/pack	12
	75W - 130V - 38° FLOOD (5,000 hours)	70724	1/pack	12
	75W - 130V - 38° FLOOD - SHORT NECK (5,000 hours)	70723	1/pack	12
	PAR38 HALOGEN FLOODLIGHT Produce a brighter, whiter light. Used as a replacement for R/BR40 and standard PAR38 & BR38 lamps. Avg. Rated Life: 2,000 hours.			
	45W - 130V - 30° FLOOD	70725	1/pack	12
	75W - 130V - 30° FLOOD	70727	1/pack	12
	90W - 130V - 30° FLOOD	70728	1/pack	12

Light Bulbs, Halogen & CFL's

HALOGEN		CATALOGUE #	PACK/BOX	STD. PACK
	MR16 HALOGEN - 12V Avg. Rated Life: 2,500 hours. 50W - 12V - EXN 35° FLOOD 	70611	1/box	1/100
	GU10 HALOGEN - TWIST LOCK Avg. Rated Life: 2,000 hours. 50W - 120V - EXN 40° FLOOD 	70616	1/box	1/100
CFL FLUORESCENT				
	T2 SPIRAL FLUORESCENT Uses over 70% less energy. Avg. Rated Life: 10,000 hours. 9W - 2700K = 40W Standard 13W - 2700K = 60W Standard 23W - 2700K = 100W Standard 	70951	2/pack	1/24
		70952	2/pack	1/24
		70953	2/pack	1/24
	T2 MINI SPIRAL FLUORESCENT Use over 70% less energy. Avg. Rated Life: 10,000 hours. 13W - 4100K = 60W Standard 23W - 4100K = 100W Standard 	70992	2/pack	1/24
		70995	2/pack	1/24
	A19 CFL Use over 70% less energy. Avg. Rated Life: 8,000 hours. 14W - 2700K = 60W Standard 	70958	1/pack	1/48
	PAR20 FLOODLIGHT Use over 70% less energy. Avg. Rated Life: 8,000 hours. 9W - 2700K = 40W Standard 	70979	1/pack	1/12
	PAR30 FLOODLIGHT Use over 70% less energy. Avg. Rated Life: 8,000 hours. 15W - 3000K = 65W Standard 	70980	1/pack	1/12

Light Bulbs, Halogen & CFL's

CFL FLUORESCENT



PAR38 FLOODLIGHT

Use over 70% less energy.
Avg. Rated Life: 8,000 hours.

23W - 3000K = 90W Standard



CATALOGUE #

PACK/BOX

STD. PACK

70982

1/pack

12

VISTA ELECTRICAL